

# Levantine & Co Balanced Portfolio (USD)



**LEVANTINE & Co**  
INVESTMENT PARTNERS

As of 31 Jan 2021

## Levantine & Co Balanced USD - Top Holdings

Portfolio Date: 31 Jan 2021

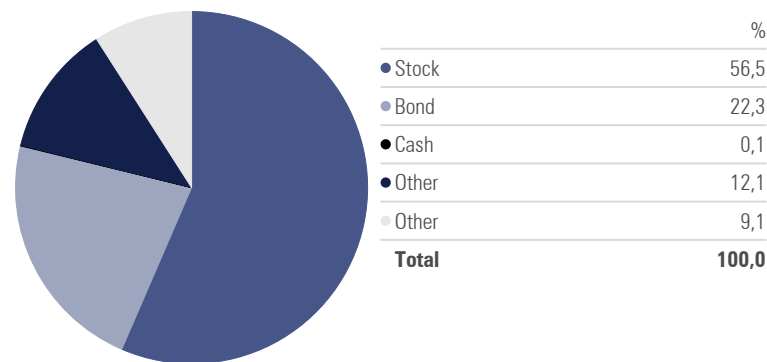
	Portfolio Weighting %
Vanguard European Stock Idx USD Acc	8,50
BGF United Kingdom D2	8,00
FSSA Greater China Growth III USD Acc	6,00
Fundsmith Equity Sicav I USD Acc	5,50
iShares JPMorgan EM Lcl Govt Bd ETF\$Dist	5,50
Xtrackers USD Overnight Rate Swap ETF 1C	5,20
FSSA Indian Subcontinent III USD Acc	5,00
Polar Capital Healthcare Opports I Inc	5,00
T. Rowe Price Glb HY Bd Q USD	5,00
Xtrackers II Glb Infl-Lnkd Bd ETF 2C \$ H	5,00

## Levantine & Co Balanced USD - Equity Sectors

Basic Materials %	6,18
Consumer Cyclical %	10,83
Financial Services %	14,92
Real Estate %	5,90
Consumer Defensive %	9,52
Healthcare %	17,07
Utilities %	1,58
Communication Services %	6,57
Energy %	4,35
Industrials %	11,20
Technology %	11,89

## ASSET ALLOCATION

Portfolio Date: 31 Jan 2021

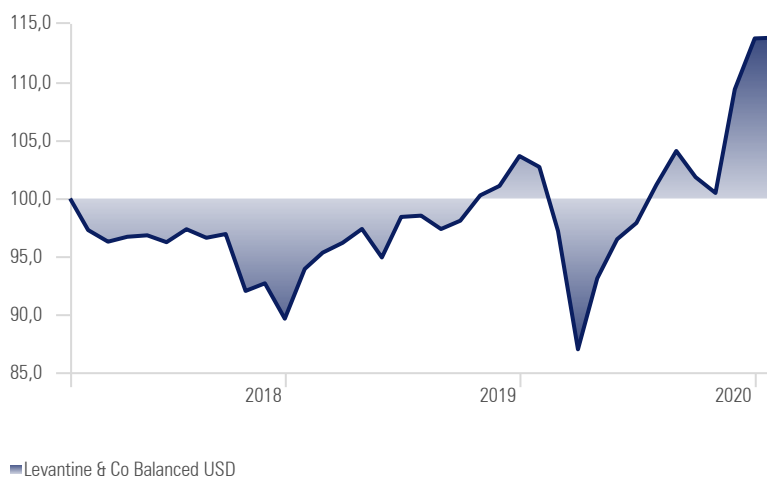


## TRAILING RETURNS (annualised)

	YTD	1 Month	3 Months	6 Months	1 Year	3 Years	Inception
<b>Levantine &amp; Co Balanced USD</b>	<b>0,06</b>	<b>0,06</b>	<b>13,28</b>	<b>12,50</b>	<b>10,81</b>	<b>4,41</b>	<b>52,38</b>

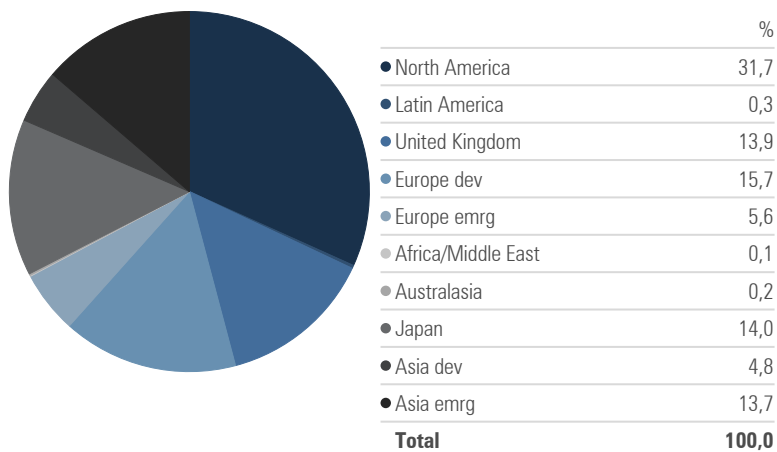
## INVESTMENT GROWTH

Time Period: 01 Feb 2018 to 31 Jan 2021



## EQUITY GEOGRAPHICAL ALLOCATION

Portfolio Date: 31 Jan 2021



## MONTHLY RETURNS

	Jan	Feb	Mar	Apr	May	Jun	Jul	Aug	Sep	Oct	Nov	Dec	Year
2021	0,06												
2020	-0,91	-5,36	-10,45	7,00	3,61	1,45	3,34	2,88	-2,16	-1,34	8,86	4,00	<b>9,75</b>
2019	4,77	1,49	0,89	1,23	-2,51	3,67	0,11	-1,17	0,73	2,22	0,81	2,54	<b>15,58</b>
2018	3,43	-2,71	-1,03	0,44	0,13	-0,61	1,16	-0,75	0,33	-5,04	0,71	-3,28	<b>-7,24</b>
2017	1,79	1,50	1,10	1,92	1,25	0,37	1,53	0,76	1,12	1,1p	1,04	1,39	<b>15,93</b>
2016			4,85	0,84	0,14	-1,03	2,91	0,95	0,25	-1,72	-0,42	1,66	

## ADDITIONAL INFORMATION

Firm Name:	Levantine & Co (Pty) Ltd
Inception Date:	12/2/2016
Currency:	US Dollar
AUM:	USD 65 Million

## RISK STATISTICS

Time Period: 01 Dec 2016 to 31 Jan 2021

	Return	Std Dev	Sharpe Ratio	Max Drawdown	# of Periods
<b>Levantine &amp; Co Balanced USD</b>	<b>8,18</b>	<b>10,41</b>	<b>0,69</b>	<b>-16,02</b>	<b>3,00</b>