

# Levantine & Co Growth Portfolio (GBP)



**LEVANTINE & Co**  
INVESTMENT PARTNERS

As of 30 Nov 2020

## Levantine & Co Growth - Top Holdings

Portfolio Date: 30 Nov 2020

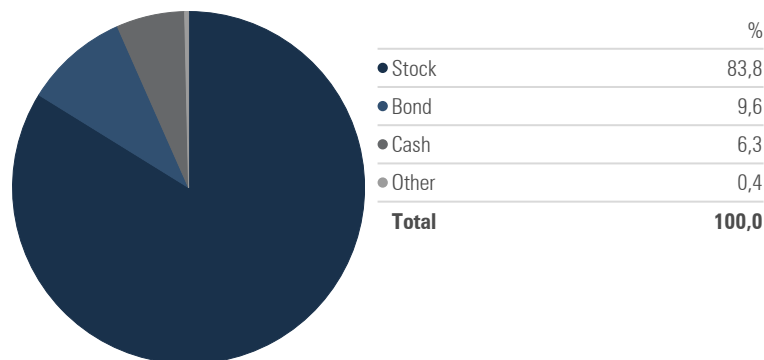
	Portfolio Weighting %
iShares Continen Eurp Eq Idx (UK) D Acc	10,25
LF Lindsell Train UK Equity Acc	10,00
JPM Emerging Europe Equity A (acc) EUR	9,50
FSSA Greater China Growth B GBP Acc	7,75
Fundsmith Equity T Acc	7,00
Man GLG Jpn CoreAlpha Eq I H GBP	7,00
Dodge & Cox Worldwide Global Stk GBP Acc	6,00
L&G Global Real Estate Div Index I Acc	6,00
Polar Capital Healthcare Opports I Inc	5,50
iShares North American Eq Idx (UK) D Acc	5,00

## Levantine & Co Growth - Equity Sectors

Basic Materials %	4,86
Consumer Cyclical %	9,90
Financial Services %	14,08
Real Estate %	8,71
Consumer Defensive %	13,69
Healthcare %	14,83
Utilities %	1,33
Communication Services %	8,29
Energy %	3,48
Industrials %	8,31
Technology %	12,51

## ASSET ALLOCATION

Portfolio Date: 30 Nov 2020

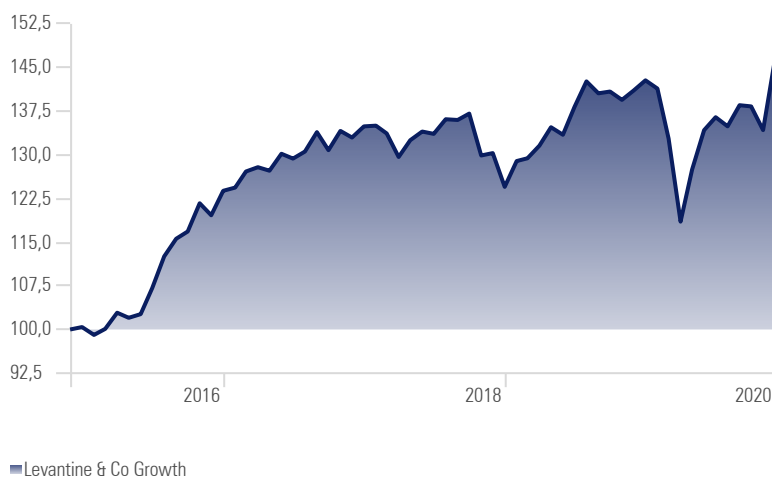


## TRAILING RETURNS (annualised)

	YTD	1 Month	3 Months	6 Months	1 Year	3 Years	5 Years	Inception
<b>Levantine &amp; Co Growth</b>	<b>2,31</b>	<b>8,82</b>	<b>5,46</b>	<b>8,84</b>	<b>3,59</b>	<b>3,19</b>	<b>7,87</b>	<b>110,79</b>

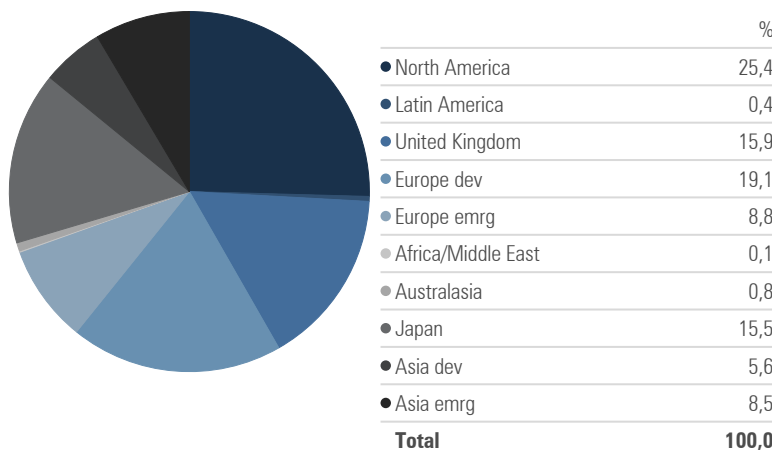
## INVESTMENT GROWTH

Time Period: 01 Dec 2015 to 30 Nov 2020



## EQUITY GEOGRAPHICAL ALLOCATION

Portfolio Date: 30 Nov 2020



## MONTHLY RETURNS \*

	Jan	Feb	Mar	Apr	May	Jun	Jul	Aug	Sep	Oct	Nov	Dec	Year
2020	-0,99	-6,08	-10,74	7,56	5,29	1,66	-1,15	2,69	-0,15	-2,94	8,82		
2019	3,56	0,37	1,67	2,41	-0,96	3,58	3,17	-1,44	0,22	-1,02	1,14	1,25	<b>14,70</b>
2018	0,09	-1,00	-3,02	2,22	1,12	-0,30	1,88	-0,09	0,81	-5,25	0,32	-4,45	<b>-7,70</b>
2017	0,45	2,22	0,58	-0,47	2,29	-0,64	0,94	2,55	-2,31	2,53	-0,85	1,44	<b>8,94</b>
2016	-1,34	1,05	2,77	-0,85	0,62	4,37	5,07	2,69	1,08	4,15	-1,69	3,51	<b>23,32</b>
2015	2,88	1,28	2,53	-0,01	0,79	-5,17	1,70	-3,40	-1,85	3,89	1,54	0,42	<b>4,29</b>

\*Monies invested into portfolio from August 2017

## ADDITIONAL INFORMATION

Firm Name:	Levantine & Co (Pty) Ltd
Inception Date:	5/1/2012
Currency:	Pound Sterling
AUM:	GBP 50 Million

## RISK STATISTICS

Time Period: 01 Dec 2015 to 30 Nov 2020

	Return	Std Dev	Sharpe Ratio	Max Drawdown	# of Periods
<b>Levantine &amp; Co Growth</b>	<b>7,88</b>	<b>10,66</b>	<b>0,73</b>	<b>-17,00</b>	<b>3,00</b>