

Levantine & Co Equity Portfolio (GBP)



LEVANTINE & Co
INVESTMENT PARTNERS

As of 31 Jul 2021

Levantine & Co Equity Portfolio - Top Holdings

Portfolio Date: 31 Jul 2021

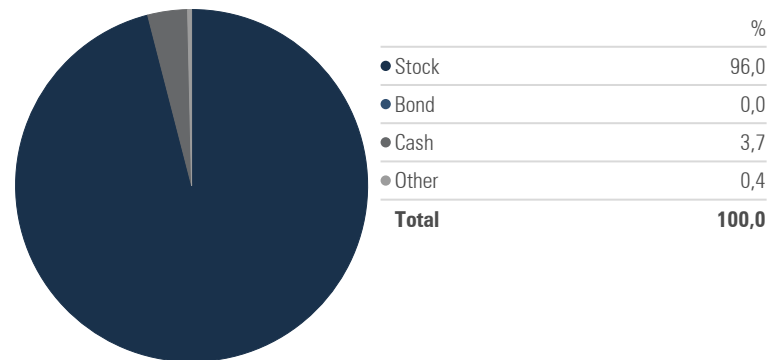
	Portfolio Weighting %
LF Lindsell Train UK Equity Acc	11,20
Stewart Inv APAC Ldrs Sstby B GBP Acc	10,00
FSSA Greater China Growth B GBP Acc	8,90
iShares Continen Eurp Eq Idx (UK) D Acc	7,80
Man GLG Jpn CoreAlpha Eq I H GBP	7,80
L&G Global Real Estate Div Index I Acc	7,00
Dodge & Cox Worldwide Global Stk GBP Acc	6,80
JPM Emerging Europe Equity A (acc) EUR	6,70
Polar Capital Healthcare Opports I Inc	6,10
iShares North American Eq Idx (UK) D Acc	5,60

Levantine & Co Equity Portfolio - Equity Sectors

Basic Materials %	3,67
Consumer Cyclical %	10,95
Financial Services %	14,42
Real Estate %	8,86
Consumer Defensive %	11,74
Healthcare %	15,38
Utilities %	1,08
Communication Services %	7,72
Energy %	3,39
Industrials %	8,91
Technology %	13,87

ASSET ALLOCATION

Portfolio Date: 31 Jul 2021

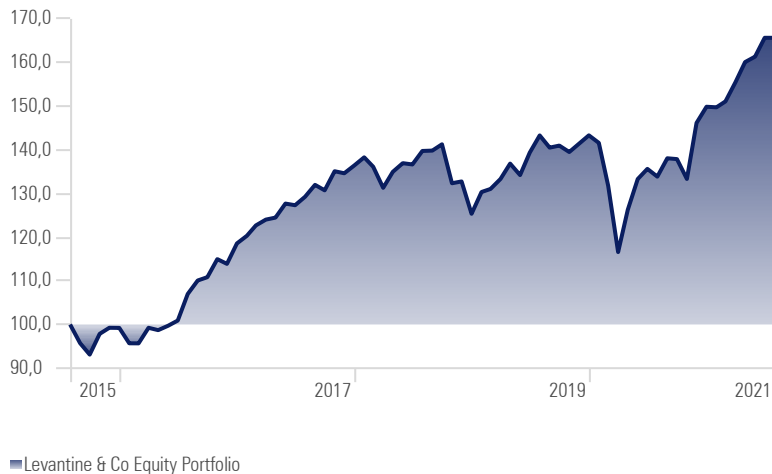


TRAILING RETURNS (annualised)

	YTD	1 Month	3 Months	6 Months	1 Year	3 Years	5 Years	Inception
Levantine & Co Equity Portfolio	10,53	0,00	3,47	10,63	23,76	5,83	9,14	159,43

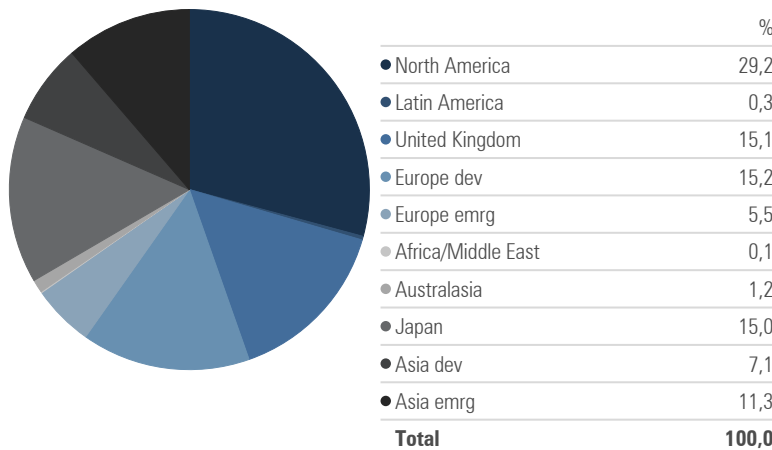
INVESTMENT GROWTH

Time Period: 01 Aug 2015 to 31 Jul 2021



EQUITY GEOGRAPHICAL ALLOCATION

Portfolio Date: 31 Jul 2021



MONTHLY RETURNS *

	Jan	Feb	Mar	Apr	May	Jun	Jul	Aug	Sep	Oct	Nov	Dec	Year
2021	-0,09	0,90	2,90	2,97	0,78	2,68	0,00						
2020	-1,21	-6,92	-11,54	8,30	5,58	1,75	-1,31	3,14	-0,14	-3,30	9,62	2,54	4,57
2019	3,98	0,53	1,75	2,64	-1,92	3,83	2,83	-1,95	0,33	-1,05	1,35	1,37	14,33
2018	1,37	-1,56	-3,55	2,79	1,47	-0,22	2,26	0,06	1,03	-6,32	0,31	-5,58	-8,11
2017	1,48	1,97	1,08	0,38	2,58	-0,30	1,52	2,11	-0,95	3,34	-0,34	1,32	15,06
2016	-3,55	-0,01	3,73	-0,54	1,03	1,19	6,02	2,89	0,69	3,73	-0,94	4,11	19,50
2015	1,89	3,46	2,02	1,16	2,14	-4,24	1,60	-4,27	-2,74	5,10	1,42	-0,03	7,27

* Performance is net of fees, returns are historically back-dated before October 2015.

ADDITIONAL INFORMATION

Firm Name:	Levantine & Co (Pty) Ltd
Inception Date:	30/6/2012
Currency:	Pound Sterling
AUM:	GBP 70 Million

RISK STATISTICS

Time Period: 01 Aug 2015 to 31 Jul 2021

	Return	Std Dev	Sharpe Ratio	Max Drawdown	# of Periods
Levantine & Co Equity Portfolio	8,78	11,27	0,77	-18,66	3,00