

# Levantine & Co Equity Portfolio (GBP)



**LEVANTINE & Co**  
INVESTMENT PARTNERS

As of 28 Feb 2021

## Levantine & Co Equity Portfolio - Top Holdings

Portfolio Date: 28 Feb 2021

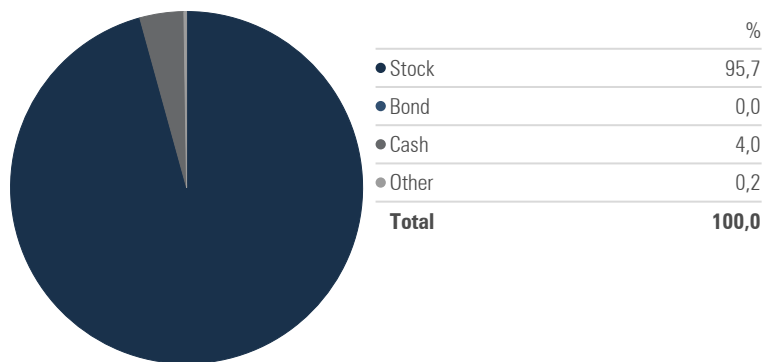
	Portfolio Weighting %
LF Lindsell Train UK Equity Acc	11,20
Stewart Inv APAC Ldrs Sstby B GBP Acc	10,00
FSSA Greater China Growth B GBP Acc	8,90
iShares Continen Eurp Eq Idx (UK) D Acc	7,80
Man GLG Jpn CoreAlpha Eq I H GBP	7,80
L&G Global Real Estate Div Index I Acc	7,00
Dodge & Cox Worldwide Global Stk GBP Acc	6,80
JPM Emerging Europe Equity A (acc) EUR	6,70
Polar Capital Healthcare Opports I Inc	6,10
iShares North American Eq Idx (UK) D Acc	5,60

## Levantine & Co Equity Portfolio - Equity Sectors

Basic Materials %	3,93
Consumer Cyclical %	10,16
Financial Services %	15,05
Real Estate %	8,73
Consumer Defensive %	11,68
Healthcare %	15,35
Utilities %	1,21
Communication Services %	7,49
Energy %	3,72
Industrials %	8,77
Technology %	13,91

## ASSET ALLOCATION

Portfolio Date: 28 Feb 2021

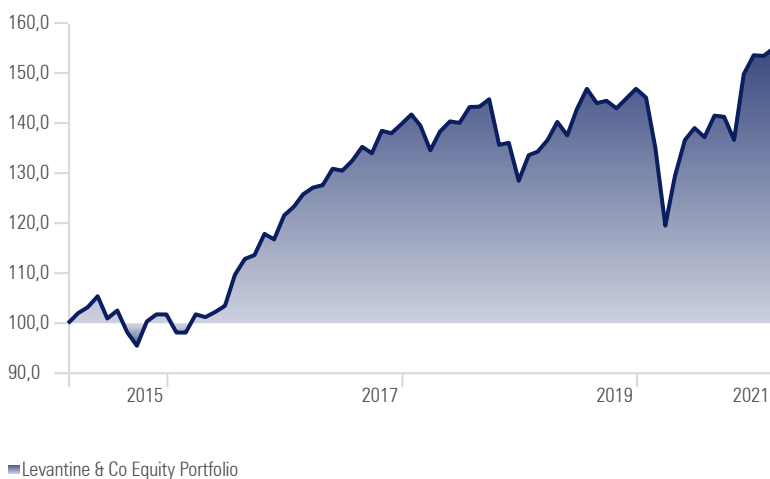


## TRAILING RETURNS (annualised)

	YTD	1 Month	3 Months	6 Months	1 Year	3 Years	5 Years	Inception
<b>Levantine &amp; Co Equity Portfolio</b>	<b>0,82</b>	<b>0,90</b>	<b>3,38</b>	<b>9,44</b>	<b>14,64</b>	<b>3,54</b>	<b>9,57</b>	<b>136,61</b>

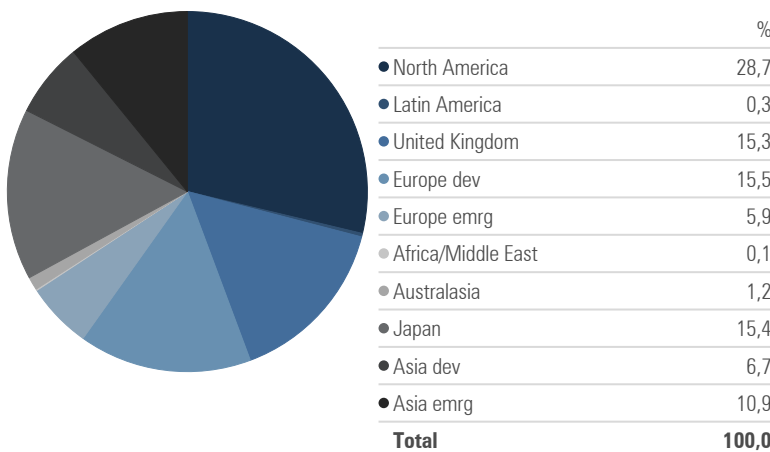
## INVESTMENT GROWTH

Time Period: 01 Mar 2015 to 28 Feb 2021



## EQUITY GEOGRAPHICAL ALLOCATION

Portfolio Date: 28 Feb 2021



## MONTHLY RETURNS \*

	Jan	Feb	Mar	Apr	May	Jun	Jul	Aug	Sep	Oct	Nov	Dec	Year
2021	-0,09	0,90											
2020	-1,21	-6,92	-11,54	8,30	5,58	1,75	-1,31	3,14	-0,17	-3,27	9,62	2,54	<b>4,57</b>
2019	3,98	0,53	1,75	2,64	-1,92	3,83	2,83	-1,95	0,33	-1,05	1,35	1,37	<b>14,33</b>
2018	1,37	-1,56	-3,55	2,79	1,47	-0,22	2,26	0,06	1,03	-6,32	0,31	-5,58	<b>-8,11</b>
2017	1,48	1,97	1,08	0,38	2,58	-0,30	1,52	2,11	-0,95	3,34	-0,34	1,32	<b>15,06</b>
2016	-3,55	-0,01	3,73	-0,54	1,03	1,19	6,02	2,89	0,69	3,73	-0,94	4,11	<b>19,50</b>
2015	1,89	3,46	2,02	1,16	2,14	-4,24	1,60	-4,27	-2,74	5,10	1,42	-0,03	<b>7,27</b>

\* Performance is net of fees, returns are historically back-dated before October 2015.

## ADDITIONAL INFORMATION

Firm Name:	Levantine & Co (Pty) Ltd
Inception Date:	30/6/2012
Currency:	Pound Sterling
AUM:	GBP 50 Million

## RISK STATISTICS

Time Period: 01 Mar 2015 to 28 Feb 2021

	Return	Std Dev	Sharpe Ratio	Max Drawdown	# of Periods
<b>Levantine &amp; Co Equity Portfolio</b>	<b>7,57</b>	<b>11,38</b>	<b>0,66</b>	<b>-18,66</b>	<b>3,00</b>