

# Levantine & Co Balanced Portfolio (USD)



**LEVANTINE & Co**  
INVESTMENT PARTNERS

As of 31 Oct 2021

## Levantine & Co Balanced USD - Top Holdings

Portfolio Date: 31 Oct 2021

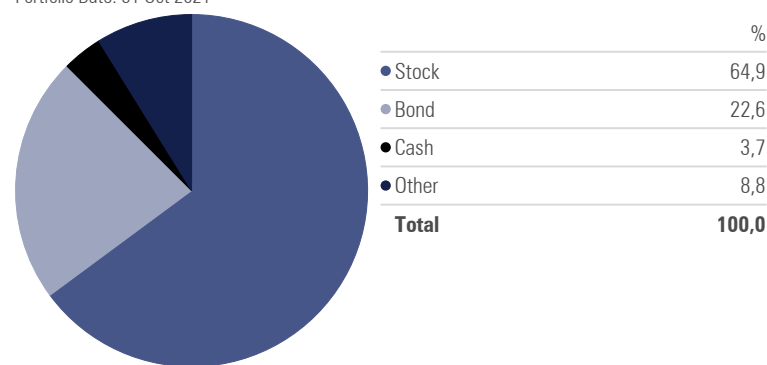
	Portfolio Weighting %
BGF United Kingdom D2	8,00
Xtrackers II Glb Inf-Lnkd Bd ETF 2C \$ H	8,00
Vanguard European Stock Idx USD Acc	7,50
FSSA Greater China Growth III USD Acc	6,00
iShares JPMorgan EM Lcl Govt Bd ETF\$Dist	6,00
Xtrackers USD Overnight Rate Swap ETF 1C	5,70
Fundsmith Equity I USD Acc	5,50
FSSA Indian Subcontinent III USD Acc	5,00
Man GLG Jpn CoreAlpha Eq D H USD	5,00
Polar Capital Healthcare Opports I Inc	5,00

## Levantine & Co Balanced USD - Equity Sectors

Basic Materials %	5,01
Consumer Cyclical %	11,71
Financial Services %	15,02
Real Estate %	6,12
Consumer Defensive %	8,63
Healthcare %	17,41
Utilities %	1,45
Communication Services %	6,42
Energy %	4,33
Industrials %	11,44
Technology %	12,47

## ASSET ALLOCATION

Portfolio Date: 31 Oct 2021

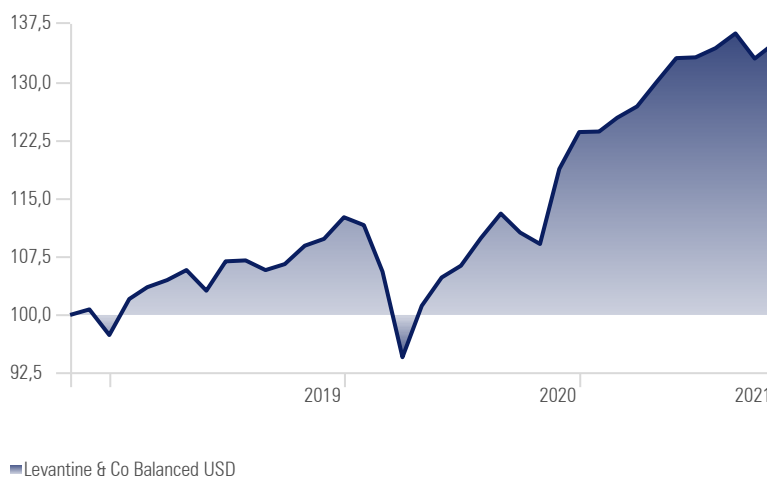


## TRAILING RETURNS (annualised)

	YTD	1 Month	3 Months	6 Months	1 Year	3 Years	Inception
<b>Levantine &amp; Co Balanced USD</b>	<b>9,29</b>	<b>1,51</b>	<b>0,50</b>	<b>3,91</b>	<b>23,73</b>	<b>10,53</b>	<b>66,44</b>

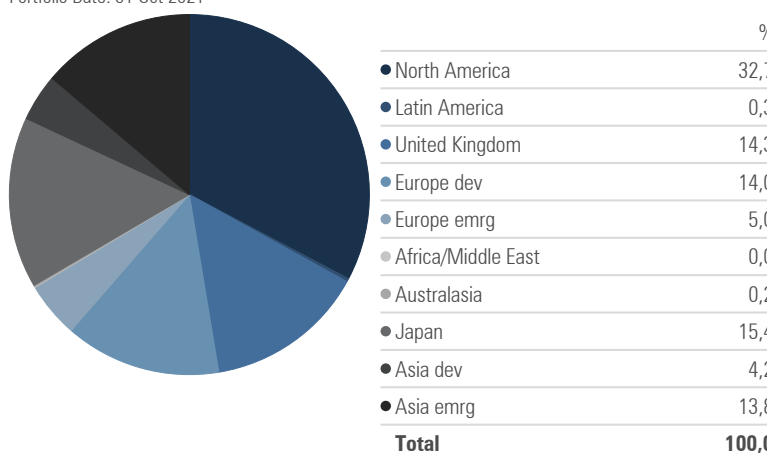
## INVESTMENT GROWTH

Time Period: 01 Nov 2018 to 31 Oct 2021



## EQUITY GEOGRAPHICAL ALLOCATION

Portfolio Date: 31 Oct 2021



## MONTHLY RETURNS

	Jan	Feb	Mar	Apr	May	Jun	Jul	Aug	Sep	Oct	Nov	Dec	Year
2021	0,06	1,43	1,16	2,44	2,40	0,08	0,89	1,41	-2,38	1,51			
2020	-0,91	-5,36	-10,45	7,00	3,61	1,45	3,34	2,88	-2,16	-1,34	8,86	4,00	<b>9,75</b>
2019	4,77	1,49	0,89	1,23	-2,51	3,67	0,11	-1,17	0,73	2,22	0,81	2,54	<b>15,58</b>
2018	3,43	-2,71	-1,03	0,44	0,13	-0,61	1,16	-0,75	0,33	-5,04	0,71	-3,28	<b>-7,24</b>
2017	1,79	1,50	1,10	1,92	1,25	0,37	1,53	0,76	1,12	1,10	1,04	1,39	<b>15,93</b>
2016			4,85	0,84	0,14	-1,03	2,91	0,95	0,25	-1,72	-0,42	1,66	

## ADDITIONAL INFORMATION

Firm Name:	Levantine & Co (Pty) Ltd
Inception Date:	12/2/2016
Currency:	US Dollar
AUM:	USD 95 Million

## RISK STATISTICS

Time Period: 01 Dec 2016 to 31 Oct 2021

	Return	Std Dev	Sharpe Ratio	Max Drawdown	# of Periods
<b>Levantine &amp; Co Balanced USD</b>	<b>8,82</b>	<b>9,76</b>	<b>0,80</b>	<b>-16,02</b>	<b>3,00</b>