

Levantine & Co Balanced Portfolio (USD)

As of 30 Nov 2021



LEVANTINE & Co
INVESTMENT PARTNERS

Levantine & Co Balanced USD - Top Holdings

Portfolio Date: 30 Nov 2021

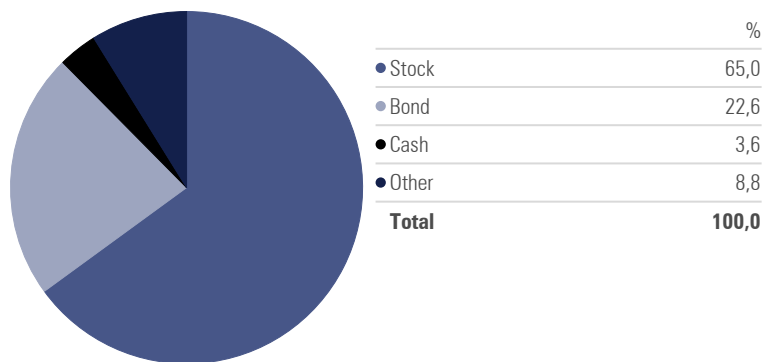
	Portfolio Weighting %
BGF United Kingdom D2	8,00
Xtrackers II Glb Inf-Lnkd Bd ETF 2C \$ H	8,00
Vanguard European Stock Idx USD Acc	7,50
FSSA Greater China Growth III USD Acc	6,00
iShares JPMorgan EM Lcl Govt Bd ETF\$Dist	6,00
Xtrackers USD Overnight Rate Swap ETF 1C	5,70
Fundsmith Equity I USD Acc	5,50
FSSA Indian Subcontinent III USD Acc	5,00
Man GLG Jpn CoreAlpha Eq D H USD	5,00
Polar Capital Healthcare Opports I Inc	5,00

Levantine & Co Balanced USD - Equity Sectors

Basic Materials %	4,82
Consumer Cyclical %	12,02
Financial Services %	15,48
Real Estate %	5,98
Consumer Defensive %	8,27
Healthcare %	17,14
Utilities %	1,55
Communication Services %	6,27
Energy %	4,52
Industrials %	11,52
Technology %	12,43

ASSET ALLOCATION

Portfolio Date: 30 Nov 2021

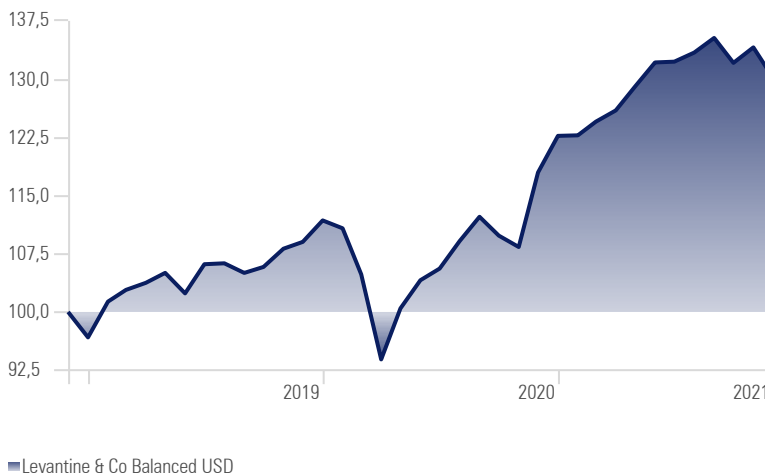


TRAILING RETURNS (annualised)

	YTD	1 Month	3 Months	6 Months	1 Year	3 Years	Inception
Levantine & Co Balanced USD	6,16	-2,87	-3,74	-1,44	10,41	9,21	61,67

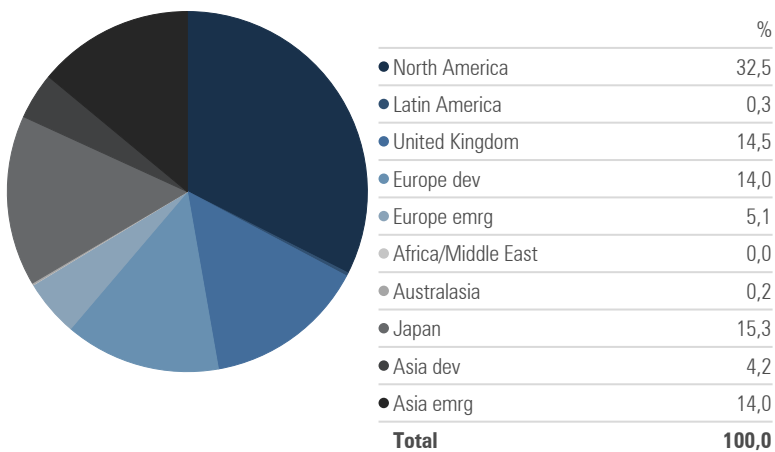
INVESTMENT GROWTH

Time Period: 01 Dec 2018 to 30 Nov 2021



EQUITY GEOGRAPHICAL ALLOCATION

Portfolio Date: 30 Nov 2021



MONTHLY RETURNS

	Jan	Feb	Mar	Apr	May	Jun	Jul	Aug	Sep	Oct	Nov	Dec	Year
2021	0,06	1,43	1,16	2,44	2,40	0,08	0,89	1,41	-2,38	1,51	-2,87		
2020	-0,91	-5,36	-10,45	7,00	3,61	1,45	3,34	2,88	-2,16	-1,34	8,86	4,00	9,75
2019	4,77	1,49	0,89	1,23	-2,51	3,67	0,11	-1,17	0,73	2,22	0,81	2,54	15,58
2018	3,43	-2,71	-1,03	0,44	0,13	-0,61	1,16	-0,75	0,33	-5,04	0,71	-3,28	-7,24
2017	1,79	1,50	1,10	1,92	1,25	0,37	1,53	0,76	1,12	1,10	1,04	1,39	15,93
2016			4,85	0,84	0,14	-1,03	2,91	0,95	0,25	-1,72	-0,42	1,66	

ADDITIONAL INFORMATION

Firm Name:	Levantine & Co (Pty) Ltd
Inception Date:	12/2/2016
Currency:	US Dollar
AUM:	USD 95 Million

RISK STATISTICS

Time Period: 01 Dec 2016 to 30 Nov 2021

	Return	Std Dev	Sharpe Ratio	Max Drawdown	# of Periods
Levantine & Co Balanced USD	8,04	9,81	0,73	-16,02	3,00