

Levantine & Co Growth Portfolio (GBP)

As of 30 Apr 2020



LEVANTINE & Co
INVESTMENT PARTNERS

Levantine & Co Growth - Top Holdings

Portfolio Date: 30 Apr 2020

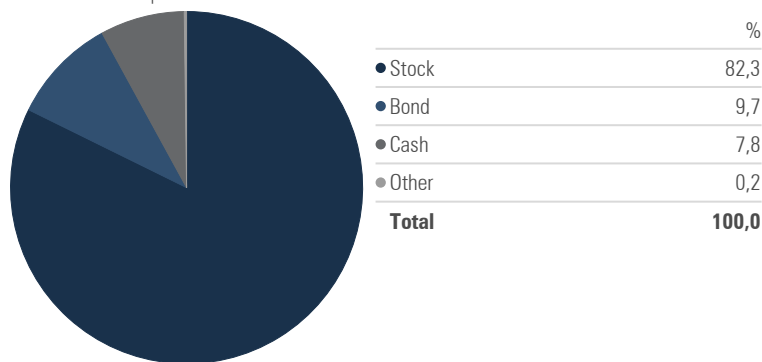
	Portfolio Weighting %
iShares Continen Eurp Eq Idx (UK) D Acc	11,00
LF Lindsell Train UK Equity Acc	10,00
JPM Emerging Europe Equity A (acc) EUR	9,00
Fundsmith Equity T Acc	7,00
First State Greater China Gr B Acc GBP	7,00
Man GLG Jpn CoreAlpha Eq I H GBP	7,00
Dodge & Cox Worldwide Global Stk GBP Acc	6,00
L&G Global Real Estate Div Index I Acc	6,00
Fidelity Index Japan P Acc	5,00
iShares North American Eq Idx (UK) D Acc	5,00

Levantine & Co Growth - Equity Sectors

Basic Materials %	5,18
Consumer Cyclical %	8,58
Financial Services %	16,07
Real Estate %	9,04
Consumer Defensive %	13,68
Healthcare %	14,60
Utilities %	1,61
Communication Services %	7,35
Energy %	5,10
Industrials %	7,86
Technology %	10,93

ASSET ALLOCATION

Portfolio Date: 30 Apr 2020

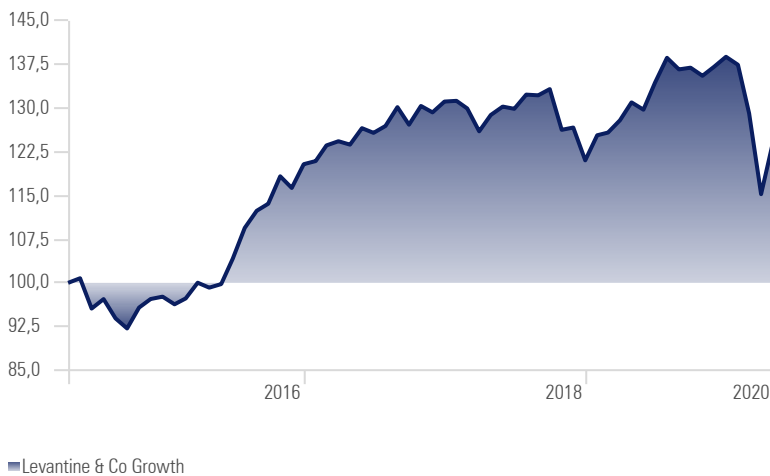


TRAILING RETURNS (annualised)

	YTD	1 Month	3 Months	6 Months	1 Year	3 Years	5 Years
Levantine & Co Growth	-10,74	7,54	-9,85	-8,59	-5,41	0,05	4,38

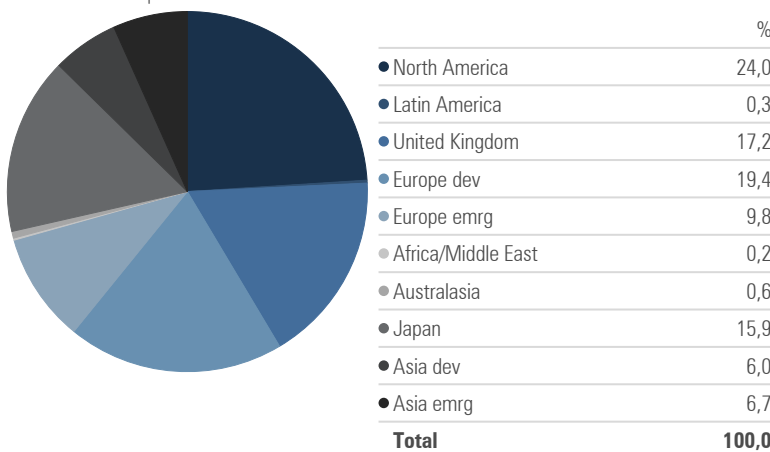
INVESTMENT GROWTH

Time Period: 01 May 2015 to 30 Apr 2020



EQUITY GEOGRAPHICAL ALLOCATION

Portfolio Date: 30 Apr 2020



MONTHLY RETURNS *

	Jan	Feb	Mar	Apr	May	Jun	Jul	Aug	Sep	Oct	Nov	Dec	Year
2020	-0,99	-6,08	-10,74	7,54									0,00
2019	3,56	0,37	1,67	2,41	-0,96	3,58	3,17	-1,44	0,22	-1,02	1,14	1,25	14,70
2018	0,09	-1,00	-3,02	2,22	1,12	-0,30	1,88	-0,09	0,81	-5,25	0,32	-4,45	-7,70
2017	0,45	2,22	0,58	-0,47	2,29	-0,64	0,94	2,55	-2,31	2,53	-0,85	1,44	8,94
2016	-1,34	1,05	2,77	-0,85	0,62	4,37	5,07	2,69	1,08	4,15	-1,69	3,51	23,32
2015	2,88	1,28	2,53	-0,01	0,79	-5,17	1,70	-3,40	-1,85	3,89	1,54	0,42	4,29

*Monies invested into portfolio from August 2017

ADDITIONAL INFORMATION

Firm Name:	Levantine & Co (Pty) Ltd
Inception Date:	5/1/2012
Currency:	Pound Sterling
AUM:	GBP 50 Million

RISK STATISTICS

Time Period: 01 May 2015 to 30 Apr 2020

	Return	Std Dev	Sharpe Ratio	Max Drawdown	# of Periods
Levantine & Co Growth	4,38	10,22	0,42	-17,00	3,00