

# Levantine & Co Growth Portfolio (GBP)



**LEVANTINE & Co**  
INVESTMENT PARTNERS

As of 30 Nov 2021

## Levantine & Co Growth - Top Holdings

Portfolio Date: 30 Nov 2021

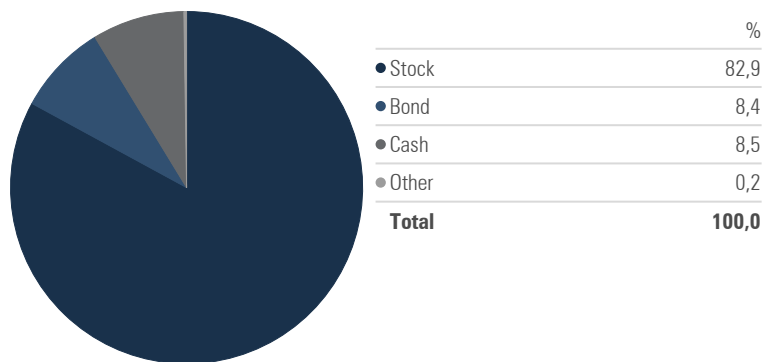
	Portfolio Weighting %
LF Lindsell Train UK Equity Acc	10,00
Stewart Inv APAC Ldrs Sstby B GBP Acc	9,00
FSSA Greater China Growth B GBP Acc	8,00
iShares Continen Eurp Eq Idx (UK) D Acc	7,00
Man GLG Jpn CoreAlpha Eq I H GBP	7,00
Dodge & Cox Worldwide Global Stk GBP Acc	6,00
JPM Emerging Europe Equity A (acc) EUR	6,00
L&G Global Real Estate Div Index I Acc	6,00
Polar Capital Healthcare Opports I Inc	5,50
iShares North American Eq Idx (UK) D Acc	5,00

## Levantine & Co Growth - Equity Sectors

Basic Materials %	3,10
Consumer Cyclical %	10,56
Financial Services %	15,32
Real Estate %	8,67
Consumer Defensive %	11,38
Healthcare %	15,61
Utilities %	1,18
Communication Services %	7,25
Energy %	3,84
Industrials %	9,30
Technology %	13,79

## ASSET ALLOCATION

Portfolio Date: 30 Nov 2021

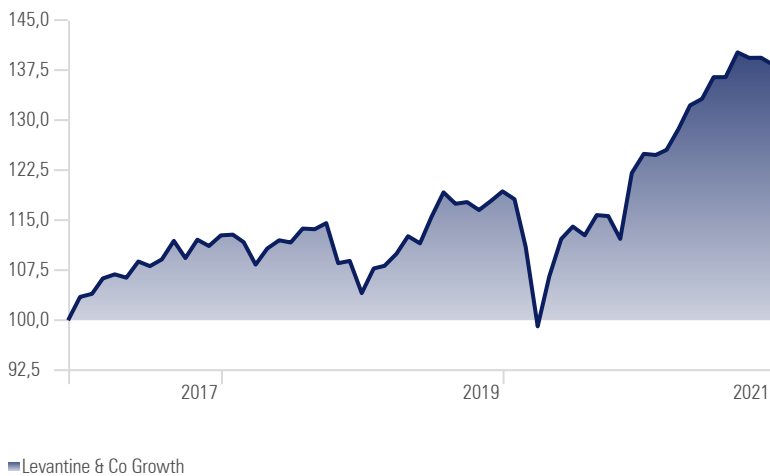


## TRAILING RETURNS (annualised)

	YTD	1 Month	3 Months	6 Months	1 Year	3 Years	5 Years	Inception
<b>Levantine &amp; Co Growth</b>	<b>10,73</b>	<b>-0,74</b>	<b>-1,31</b>	<b>3,87</b>	<b>13,35</b>	<b>8,32</b>	<b>6,72</b>	<b>138,92</b>

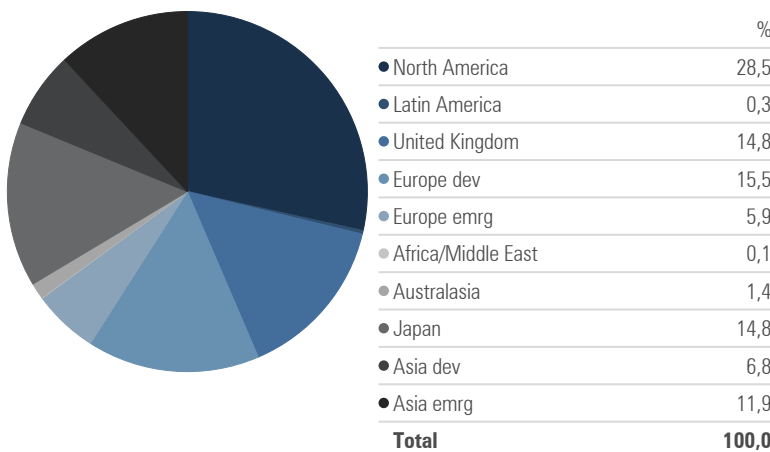
## INVESTMENT GROWTH

Time Period: 01 Dec 2016 to 30 Nov 2021



## EQUITY GEOGRAPHICAL ALLOCATION

Portfolio Date: 30 Nov 2021



## MONTHLY RETURNS \*

	Jan	Feb	Mar	Apr	May	Jun	Jul	Aug	Sep	Oct	Nov	Dec	Year
2021	-0,14	0,61	2,50	2,76	0,73	2,45	0,01	2,72	-0,59	0,01	-0,74		
2020	-0,99	-6,08	-10,74	7,56	5,29	1,66	-1,15	2,69	-0,12	-2,97	8,82	2,36	<b>4,73</b>
2019	3,56	0,37	1,67	2,41	-0,96	3,58	3,17	-1,44	0,22	-1,02	1,14	1,25	<b>14,70</b>
2018	0,09	-1,00	-3,02	2,22	1,12	-0,30	1,88	-0,09	0,81	-5,25	0,32	-4,45	<b>-7,70</b>
2017	0,45	2,22	0,58	-0,47	2,29	-0,64	0,94	2,55	-2,31	2,53	-0,85	1,44	<b>8,94</b>
2016	-1,34	1,05	2,77	-0,85	0,62	4,37	5,07	2,69	1,08	4,15	-1,69	3,51	<b>23,32</b>

\*Monies invested into portfolio from August 2017

## ADDITIONAL INFORMATION

Firm Name:	Levantine & Co (Pty) Ltd
Inception Date:	5/1/2012
Currency:	Pound Sterling
AUM:	GBP 75 Million

## RISK STATISTICS

Time Period: 01 Dec 2016 to 30 Nov 2021

	Return	Std Dev	Sharpe Ratio	Max Drawdown	# of Periods
<b>Levantine &amp; Co Growth</b>	<b>6,72</b>	<b>10,24</b>	<b>0,65</b>	<b>-17,00</b>	<b>3,00</b>