

# Levantine & Co Equity Portfolio (GBP)



**LEVANTINE & Co**  
INVESTMENT PARTNERS

As of 31 May 2020

## Levantine & Co Equity Portfolio - Top Holdings

Portfolio Date: 31 May 2020

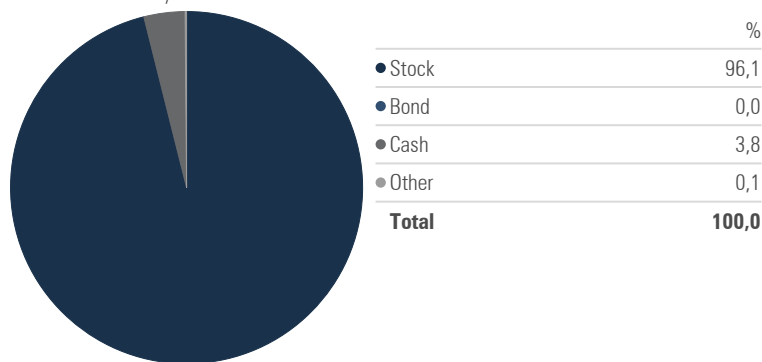
	Portfolio Weighting %
iShares Continen Eurp Eq Idx (UK) D Acc	12,51
LF Lindsell Train UK Equity Acc	11,38
JPM Emerging Europe Equity A (acc) EUR	10,24
First State Greater China Gr B Acc GBP	7,96
Fundsmith Equity T Acc	7,96
Man GLG Jpn CoreAlpha Eq I H GBP	7,96
L&G Global Real Estate Div Index I Acc	7,00
Dodge & Cox Worldwide Global Stk GBP Acc	6,82
Fidelity Index Japan P Acc	5,69
iShares North American Eq Idx (UK) D Acc	5,69

## Levantine & Co Equity Portfolio - Equity Sectors

Basic Materials %	5,36
Consumer Cyclical %	8,69
Financial Services %	15,59
Real Estate %	9,13
Consumer Defensive %	13,57
Healthcare %	14,79
Utilities %	1,50
Communication Services %	7,36
Energy %	5,04
Industrials %	7,86
Technology %	11,10

## ASSET ALLOCATION

Portfolio Date: 31 May 2020

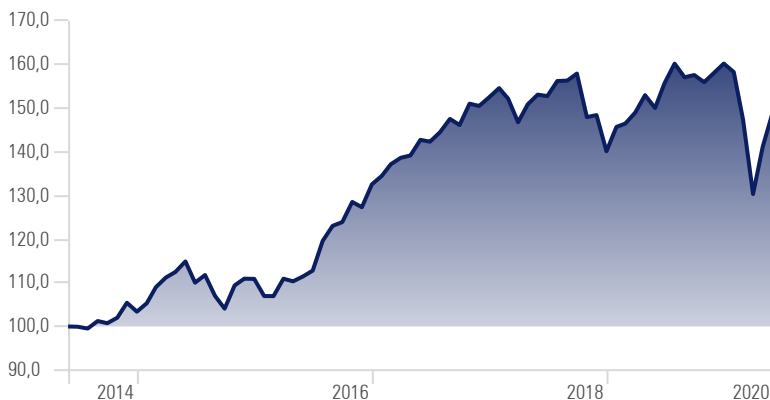


## TRAILING RETURNS (annualised)

	YTD	1 Month	3 Months	6 Months	1 Year	3 Years	5 Years
<b>Levantine &amp; Co Equity Portfolio</b>	<b>-6,99</b>	<b>5,58</b>	<b>1,15</b>	<b>-5,71</b>	<b>-0,68</b>	<b>1,44</b>	<b>5,34</b>

## INVESTMENT GROWTH

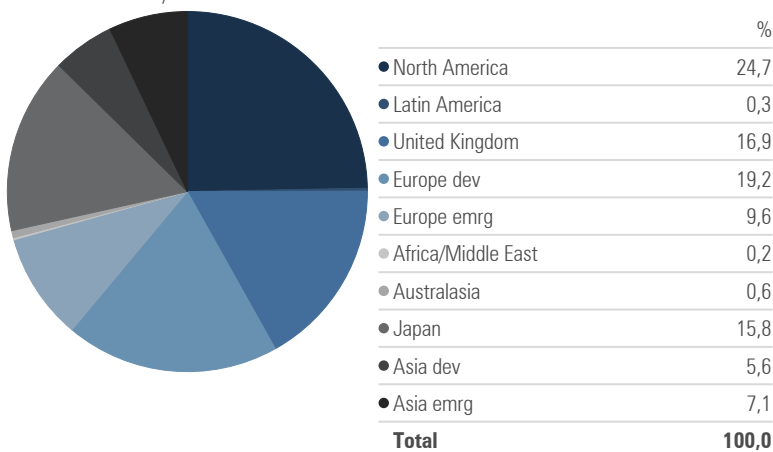
Time Period: 01 Jun 2014 to 31 May 2020



■ Levantine & Co Equity Portfolio

## EQUITY GEOGRAPHICAL ALLOCATION

Portfolio Date: 31 May 2020



## MONTHLY RETURNS \*

	Jan	Feb	Mar	Apr	May	Jun	Jul	Aug	Sep	Oct	Nov	Dec	Year
2020	-1,21	-6,92	-11,54	8,30	5,58								
2019	3,98	0,53	1,75	2,64	-1,92	3,83	2,83	-1,95	0,33	-1,05	1,35	1,37	<b>14,33</b>
2018	1,37	-1,56	-3,55	2,79	1,47	-0,22	2,26	0,06	1,03	-6,32	0,31	-5,58	<b>-8,11</b>
2017	1,48	1,97	1,08	0,38	2,58	-0,30	1,52	2,11	-0,95	3,34	-0,34	1,32	<b>15,06</b>
2016	-3,55	-0,01	3,73	-0,54	1,03	1,19	6,02	2,89	0,69	3,73	-0,94	4,11	<b>19,50</b>
2015	1,89	3,46	2,02	1,16	2,14	-4,24	1,60	-4,27	-2,74	5,10	1,42	-0,03	<b>7,27</b>
2014	-2,76	2,86	-0,61	-1,59	3,32	-0,05	-0,42	1,73	-0,49	1,25	3,36	-1,93	<b>4,51</b>

\* Performance is net of fees.

## ADDITIONAL INFORMATION

Firm Name:	Levantine & Co (Pty) Ltd
Inception Date:	30/6/2012
Currency:	Pound Sterling
AUM:	GBP 50 Million

## RISK STATISTICS

Time Period: 01 Jun 2014 to 31 May 2020

	Return	Std Dev	Sharpe Ratio	Max Drawdown	# of Periods
<b>Levantine &amp; Co Equity Portfolio</b>	<b>6,88</b>	<b>10,74</b>	<b>0,63</b>	<b>-18,66</b>	<b>3,00</b>