

Levantine & Co Balanced Portfolio (GBP)



LEVANTINE & Co
INVESTMENT PARTNERS

As of 30 Nov 2021

Levantine & Co Balanced - Top Holdings

Portfolio Date: 30 Nov 2021

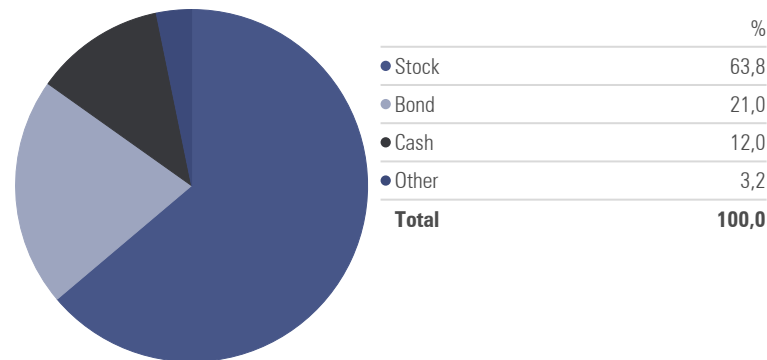
	Portfolio Weighting %
LF Lindsell Train UK Equity Acc	9,50
BlackRock Cash D Acc	7,50
AXA Global High Income Z Gross Acc	6,00
FSSA Greater China Growth B GBP Acc	6,00
L&G EM Govt Bond Lcl Ccy Index I Inc	6,00
L&G Global Inflation Linked Bd Idx I Acc	5,50
iShares Continen Eurp Eq Idx (UK) D Acc	5,00
Polar Capital Healthcare Opports I Inc	5,00
Stewart Inv APAC Ldrs Sstby B GBP Acc	5,00
Man GLG Jpn CoreAlpha Eq I H GBP	4,50

Levantine & Co Balanced - Equity Sectors

Basic Materials %	3,01
Consumer Cyclical %	10,86
Financial Services %	15,43
Real Estate %	5,59
Consumer Defensive %	12,45
Healthcare %	16,82
Utilities %	1,17
Communication Services %	7,66
Energy %	3,53
Industrials %	9,63
Technology %	13,84

ASSET ALLOCATION

Portfolio Date: 30 Nov 2021

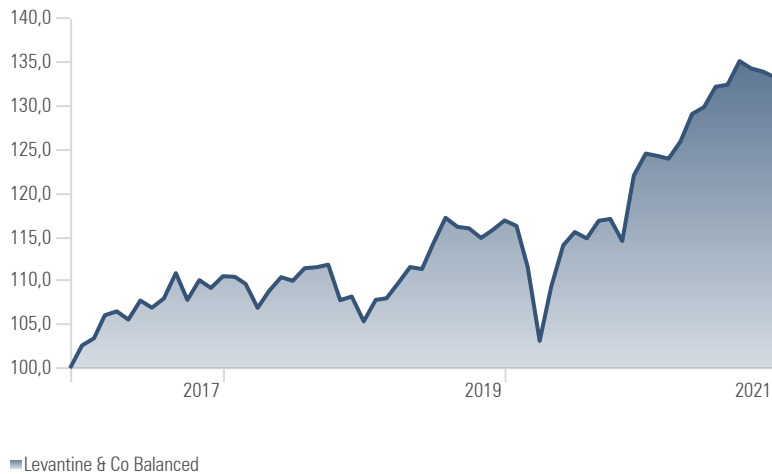


TRAILING RETURNS (annualised)

	YTD	1 Month	3 Months	6 Months	1 Year	3 Years	5 Years	Inception
Levantine & Co Balanced	7,02	-0,47	-1,37	2,63	9,22	7,20	5,92	69,56

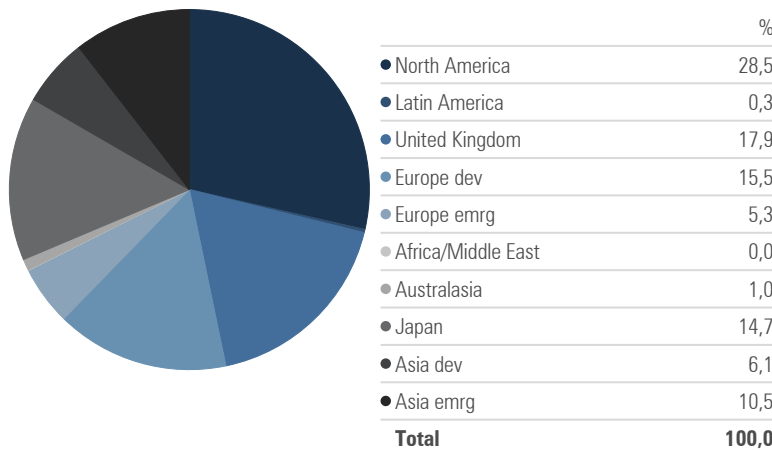
INVESTMENT GROWTH

Time Period: 01 Dec 2016 to 30 Nov 2021



EQUITY GEOGRAPHICAL ALLOCATION

Portfolio Date: 30 Nov 2021



MONTHLY RETURNS *

	Jan	Feb	Mar	Apr	May	Jun	Jul	Aug	Sep	Oct	Nov	Dec	Year
2021	-0,22	-0,25	1,60	2,50	0,61	1,80	0,18	2,04	-0,62	-0,28	-0,47		
2020	-0,54	-4,05	-7,57	6,03	4,31	1,34	-0,63	1,76	0,18	-2,16	6,55	2,05	6,55
2019	2,34	0,17	1,65	1,64	-0,20	2,69	2,52	-0,89	-0,14	-0,95	0,80	0,95	10,98
2018	-0,06	-0,74	-2,50	1,83	1,43	-0,37	1,31	0,10	0,26	-3,64	0,39	-2,64	-4,68
2017	0,79	2,55	0,42	-0,88	2,07	-0,76	0,99	2,69	-2,77	2,10	-0,82	1,24	7,72
2016	-0,56	2,45	2,48	-0,37	-0,02	6,36	4,94	1,99	0,97	4,23	-2,84	2,61	24,21

*Monies invested into portfolio from October 2015. Performance is net of fees.

ADDITIONAL INFORMATION

Firm Name:	Levantine & Co (Pty) Ltd
Inception Date:	5/1/2012
Currency:	Pound Sterling
AUM:	GBP 75 Million

RISK STATISTICS (annualised)

Time Period: 01 Oct 2015 to 30 Nov 2021

	Return	Std Dev	Sharpe Ratio	Max Drawdown	# of Periods
Levantine & Co Balanced	8,94	7,99	0,94	-12,03	8,00