

# Levantine & Co Growth Portfolio (USD)



**LEVANTINE & Co**  
INVESTMENT PARTNERS

As of 31 Oct 2021

## Levantine & Co USD Growth - Top Holdings

Portfolio Date: 31 Oct 2021

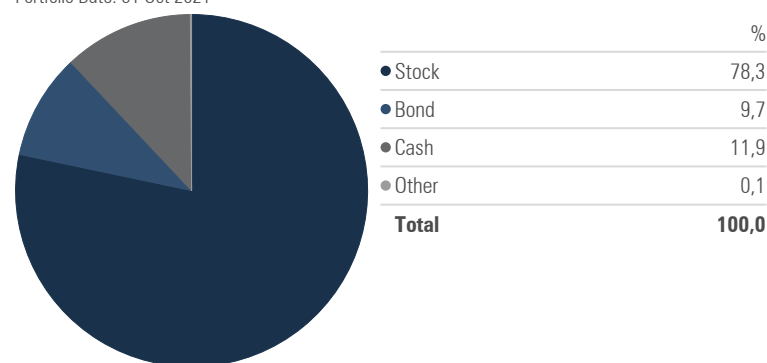
	Portfolio Weighting %
FSSA Indian Subcontinent III USD Acc	9,00
Vanguard European Stock Idx USD Acc	8,50
BGF United Kingdom D2	8,00
FSSA Greater China Growth III USD Acc	8,00
Fundsmith Equity I USD Acc	8,00
iShares Core S&P Total US Stock Mkt ETF	7,00
Man GLG Jpn CoreAlpha Eq D H USD	7,00
iShares Dev RI Ett Idx (IE) Flex Acc \$	6,00
JPM Emerging Europe Equity A (acc) EUR	6,00
Dodge & Cox Worldwide Global Stk USD Acc	5,00

## Levantine & Co USD Growth - Equity Sectors

Basic Materials %	4,61
Consumer Cyclical %	11,43
Financial Services %	15,22
Real Estate %	9,39
Consumer Defensive %	9,09
Healthcare %	15,28
Utilities %	1,38
Communication Services %	6,06
Energy %	4,46
Industrials %	10,85
Technology %	12,22

## ASSET ALLOCATION

Portfolio Date: 31 Oct 2021

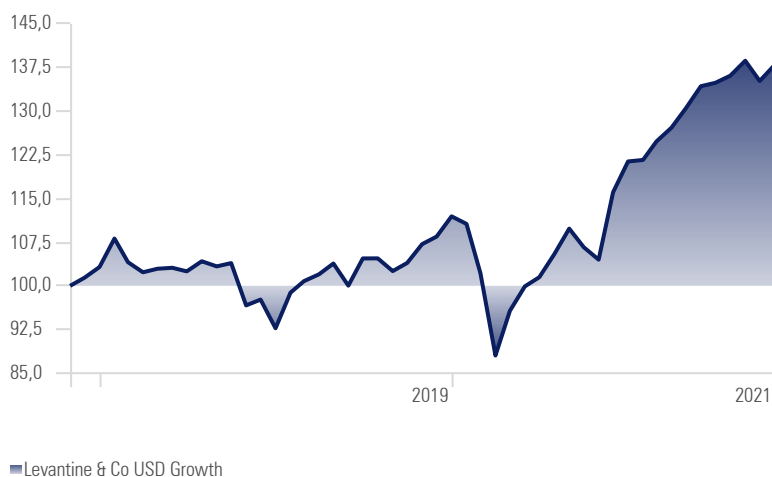


## TRAILING RETURNS (annualised)

	YTD	1 Month	3 Months	6 Months	1 Year	3 Years	Inception
<b>Levantine &amp; Co USD Growth</b>	<b>13,66</b>	<b>2,04</b>	<b>1,36</b>	<b>5,70</b>	<b>32,02</b>	<b>12,59</b>	<b>90,83</b>

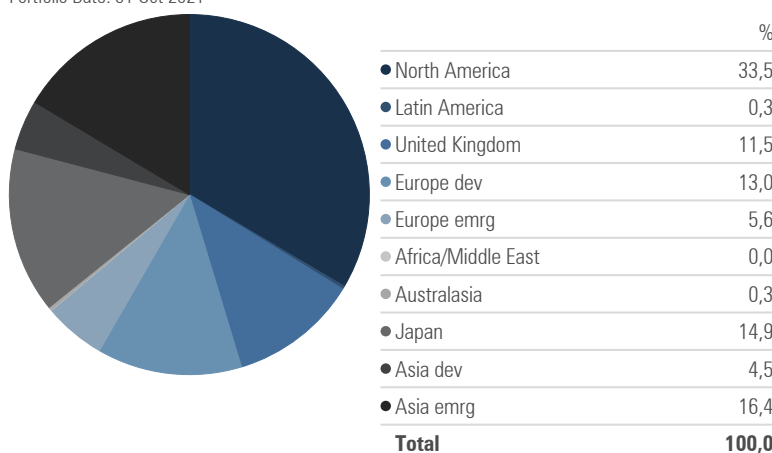
## INVESTMENT GROWTH

Time Period: 01 Nov 2017 to 31 Oct 2021



## EQUITY GEOGRAPHICAL ALLOCATION

Portfolio Date: 31 Oct 2021



## MONTHLY RETURNS

	Jan	Feb	Mar	Apr	May	Jun	Jul	Aug	Sep	Oct	Nov	Dec	Year
2021	0,21	2,62	1,89	2,63	2,89	0,43	0,91	1,89	-2,51	2,04			
2020	-1,16	-7,70	-13,80	8,73	4,38	1,58	3,89	4,17	-2,90	-2,02	11,08	4,56	<b>8,43</b>
2019	6,60	2,00	1,16	1,82	-3,66	4,68	0,01	-2,09	1,36	3,11	1,21	3,21	<b>20,74</b>
2018	4,74	-3,76	-1,67	0,59	0,16	-0,60	1,69	-0,84	0,55	-6,99	1,03	-5,05	<b>-10,19</b>
2017	2,31	1,69	1,40	2,52	1,57	0,62	2,09	0,91	1,75	1,58	1,40	1,81	<b>21,50</b>
2016			6,85	0,89	0,48	-2,14	3,92	1,47	0,25	-2,00	0,26	2,52	

## ADDITIONAL INFORMATION

Firm Name:	Levantine & Co (Pty) Ltd
Inception Date:	12/2/2016
Currency:	US Dollar
AUM:	USD 95 Million

## RISK STATISTICS

Time Period: Since Inception to 31 Oct 2021

	Return	Std Dev	Sharpe Ratio	Max Drawdown	# of Periods
<b>Levantine &amp; Co USD Growth</b>	<b>11,28</b>	<b>12,46</b>	<b>0,84</b>	<b>-21,36</b>	<b>3,00</b>