

Levantine & Co Equity Portfolio (GBP)

As of 2022/02/28



Levantine & Co Equity Portfolio - Top Holdings

Portfolio Date: 2022/02/28

	Portfolio Weighting %
LF Lindsell Train UK Equity Acc	11,20
Stewart Inv APAC Ldrs Sstby B GBP Acc	10,00
FSSA Greater China Growth B GBP Acc	8,90
Currency - GBP	8,60
iShares Continen Eurp Eq Idx (UK) D Acc	7,80
Man GLG Jpn CoreAlpha Eq I H GBP	7,80
L&G Global Real Estate Div Index I Acc	7,00
Dodge & Cox Worldwide Global Stk GBP Acc	6,80
Polar Capital Healthcare Opports I Inc	6,10
iShares North American Eq Idx (UK) D Acc	5,60

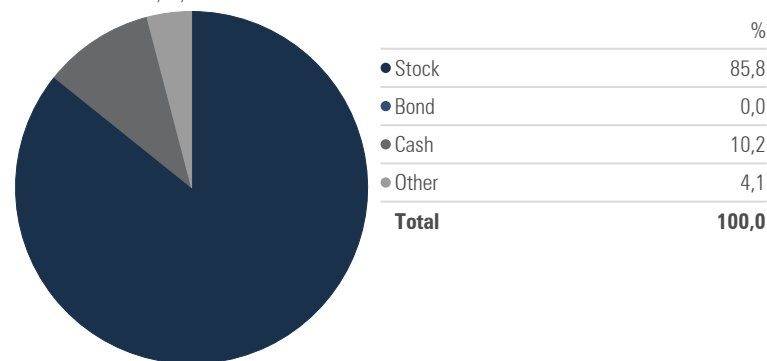
Levantine & Co Equity Portfolio - Equity Sectors

Portfolio Date: 2022/02/28

Energy %	1,62
Materials %	2,69
Industrials %	11,38
Consumer Discretionary %	10,91
Consumer Staples %	12,31
Healthcare %	16,28
Financials %	13,47
Information Technology %	15,11
Communication Services %	5,24
Utilities %	1,29
Real Estate %	9,71

ASSET ALLOCATION

Portfolio Date: 2022/02/28

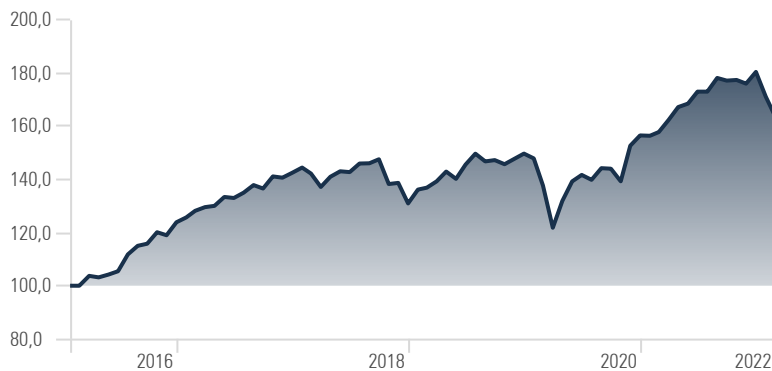


TRAILING RETURNS (annualised)

	YTD	1 Month	3 Months	6 Months	1 Year	3 Years	5 Years	Since Inception - 2022/02/28
Levantine & Co Equity 28 Feb	-9,04	-4,09	-6,76	-7,88	4,01	6,24	5,08	146,10

INVESTMENT GROWTH

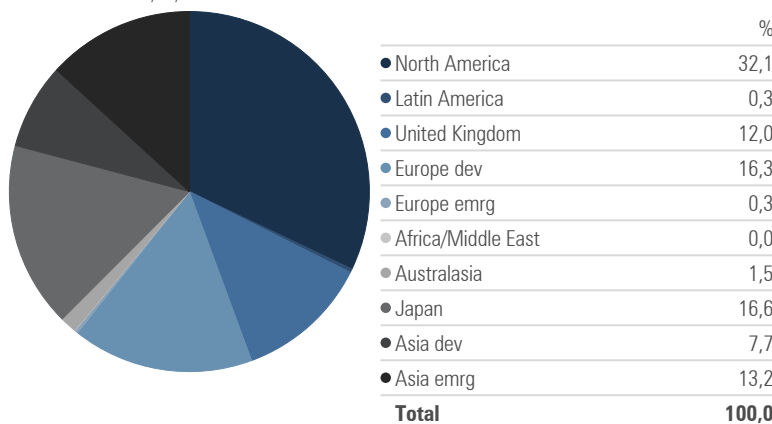
Time Period: 2016/02/01 to 2022/02/28



■ Levantine & Co Equity 28 Feb

EQUITY GEOGRAPHICAL ALLOCATION

Portfolio Date: 2022/02/28



MONTHLY RETURNS *

	Jan	Feb	Mar	Apr	May	Jun	Jul	Aug	Sep	Oct	Nov	Dec	Year
2022	-5,17	-4,09											
2021	-0,09	0,90	2,90	2,97	0,78	2,68	0,00	2,98	-0,57	0,14	-0,78	2,51	15,28
2020	-1,21	-6,92	-11,54	8,30	5,58	1,75	-1,31	3,14	-0,14	-3,30	9,62	2,54	4,57
2019	3,98	0,53	1,75	2,64	-1,92	3,83	2,83	-1,95	0,33	-1,05	1,35	1,37	14,33
2018	1,37	-1,56	-3,55	2,79	1,47	-0,22	2,26	0,06	1,03	-6,32	0,31	-5,58	-8,11
2017	1,48	1,97	1,08	0,38	2,58	-0,30	1,52	2,11	-0,95	3,34	-0,34	1,32	15,06

ADDITIONAL INFORMATION

Firm Name:	Levantine & Co (Pty) Ltd
Inception Date:	30/6/2012
Currency:	Pound Sterling
AUM:	GBP 70 Million

RISK STATISTICS

Time Period: 2016/02/01 to 2022/02/28

	Return	Std Dev	Sharpe Ratio	Max Drawdown	# of Periods
Levantine & Co Equity 28 Feb	8,50	11,16	-0,01	-18,66	3,00