

# Levantine & Co Balanced Portfolio (USD)



**LEVANTINE & Co**  
INVESTMENT PARTNERS

As of 2023/01/31

## Top Holdings - Levantine & Co Balanced USD

Portfolio Date: 2023/01/31

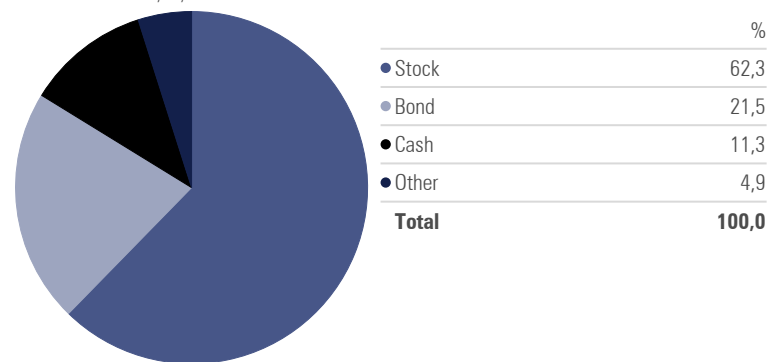
	Portfolio Weighting %
Currency - USD	11,10
Colchester Global Bond USD Hdg Acc I	8,00
Man GLG Jpn CoreAlpha Eq D H USD	7,00
Vanguard European Stock Idx USD Acc	7,00
BGF United Kingdom D2	6,50
Fundsmith Equity I USD Acc	6,00
iShares Core S&P Total US Stock Mkt ETF	5,60
Polar Capital Healthcare Opports I Inc	5,30
Dodge & Cox Worldwide Global Stk USD Acc	5,00
FSSA Greater China Growth III USD Acc	5,00

## Equity Sectors - Levantine & Co Balanced USD

Basic Materials %	5,43
Consumer Cyclical %	11,61
Financial Services %	15,45
Real Estate %	6,46
Consumer Defensive %	8,85
Healthcare %	18,93
Utilities %	1,51
Communication Services %	5,51
Energy %	3,72
Industrials %	12,25
Technology %	10,28

## ASSET ALLOCATION

Portfolio Date: 2023/01/31

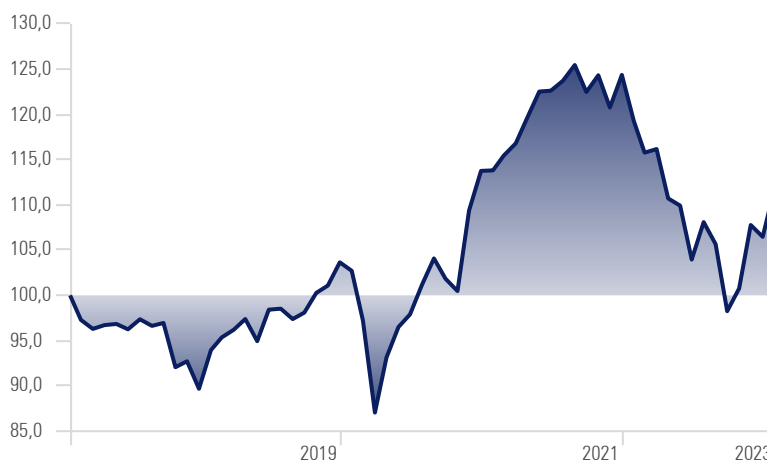


## TRAILING RETURNS (annualised)

	YTD	1 Month	3 Months	6 Months	1 Year	3 Years	Inception
<b>Levantine &amp; Co Balanced USD</b>	<b>5,09</b>	<b>5,09</b>	<b>11,03</b>	<b>3,51</b>	<b>-6,19</b>	<b>2,89</b>	<b>49,79</b>

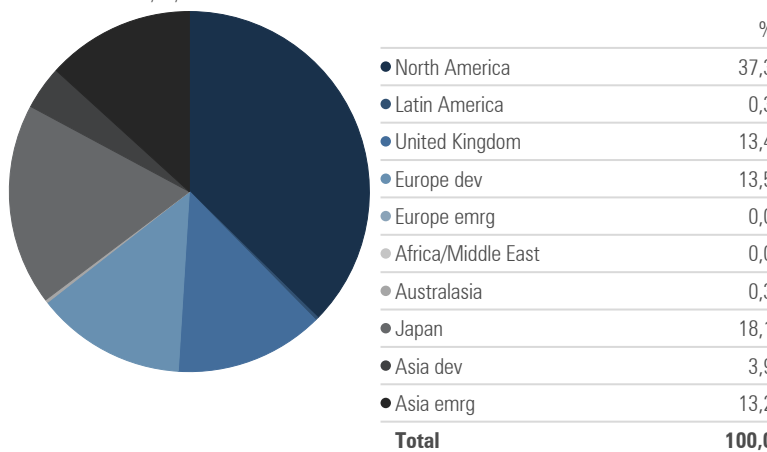
## INVESTMENT GROWTH

Time Period: 2018/02/01 to 2023/01/31



## EQUITY GEOGRAPHICAL ALLOCATION

Portfolio Date: 2023/01/31



## MONTHLY RETURNS

	Jan	Feb	Mar	Apr	May	Jun	Jul	Aug	Sep	Oct	Nov	Dec	Year
2023	5,09												
2022	-4,09	-2,94	0,35	-4,70	-0,72	-5,43	3,98	-2,25	-7,01	2,57	6,95	-1,21	<b>-14,39</b>
2021	0,06	1,43	1,16	2,44	2,40	0,08	0,89	1,41	-2,38	1,51	-2,87	2,98	<b>9,33</b>
2020	-0,91	-5,36	-10,45	7,00	3,61	1,45	3,34	2,88	-2,16	-1,34	8,86	4,00	<b>9,75</b>
2019	4,77	1,49	0,89	1,23	-2,51	3,67	0,11	-1,17	0,73	2,22	0,81	2,54	<b>15,58</b>
2018	3,43	-2,71	-1,03	0,44	0,13	-0,61	1,16	-0,75	0,33	-5,04	0,71	-3,28	<b>-7,24</b>

## ADDITIONAL INFORMATION

Firm Name:	Levantine & Co (Pty) Ltd
Inception Date:	12/2/2016
Currency:	US Dollar
AUM:	USD 95 Million

## RISK STATISTICS

Time Period: 2016/12/01 to 2023/01/31

	Return	Std Dev	Sharpe Ratio	Max Drawdown	# of Periods
<b>Levantine &amp; Co Balanced USD</b>	<b>5,16</b>	<b>10,91</b>	<b>0,41</b>	<b>-21,68</b>	<b>13,00</b>