

# Levantine & Co Growth Portfolio (GBP)

As of 2022/10/31



## Levantine & Co Growth - Top Holdings

Portfolio Date: 2022/10/31

	Portfolio Weighting %
Currency - GBP	10,00
LF Lindsell Train UK Equity Acc	10,00
Stewart Inv APAC Ldrs Sstby B GBP Acc	8,00
FSSA Greater China Growth B GBP Acc	7,50
iShares Continen Eurp Eq Idx (UK) D Acc	7,00
Man GLG Jpn CoreAlpha Eq I H GBP	7,00
Dodge & Cox Worldwide Global Stk GBP Acc	6,00
FP Carmignac Global Eq Cmpndrs B GBP Acc	6,00
L&G Global Real Estate Div Index I Acc	6,00
Polar Capital Healthcare Opports I Inc	5,50

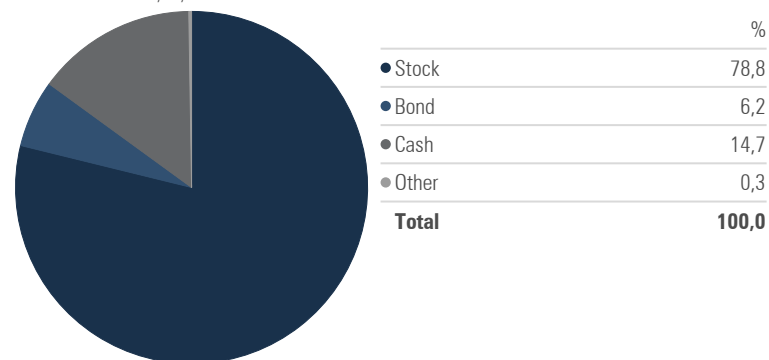
## Levantine & Co Growth - Equity Sectors

Portfolio Date: 2022/10/31

Energy %	1,89
Materials %	3,09
Industrials %	12,08
Consumer Discretionary %	10,67
Consumer Staples %	13,15
Healthcare %	17,51
Financials %	13,23
Information Technology %	13,76
Communication Services %	4,32
Utilities %	1,22
Real Estate %	9,08

## ASSET ALLOCATION

Portfolio Date: 2022/10/31

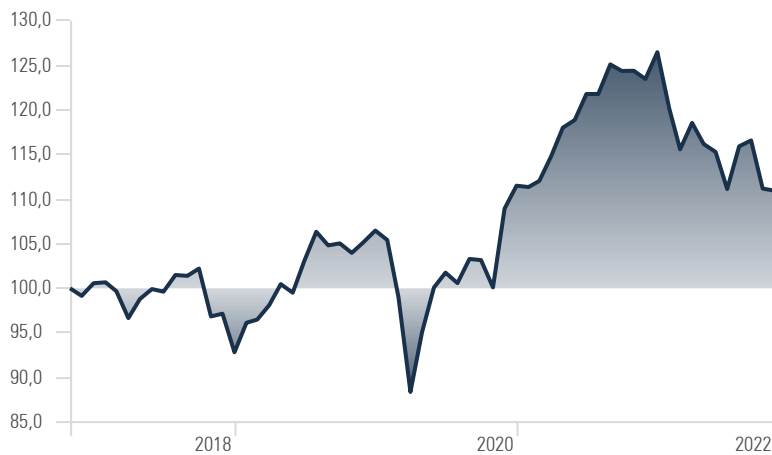


## TRAILING RETURNS (annualised)

	YTD	1 Month	3 Months	6 Months	1 Year	3 Years	5 Years	Inception
<b>Levantine &amp; Co Growth</b>	<b>-12,28</b>	<b>-0,22</b>	<b>-4,29</b>	<b>-4,51</b>	<b>-10,81</b>	<b>2,19</b>	<b>2,10</b>	<b>108,95</b>

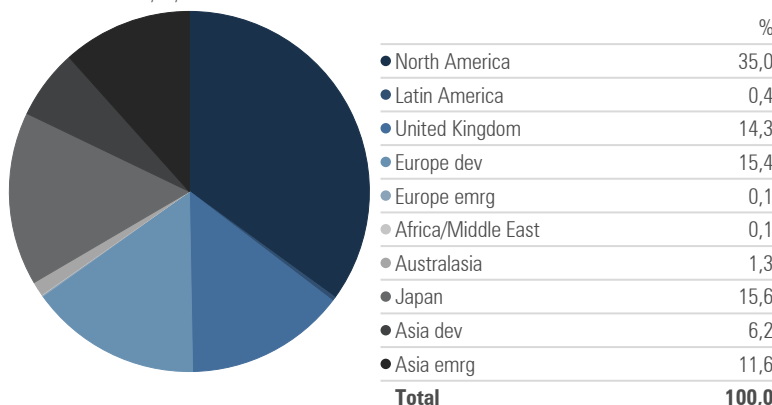
## INVESTMENT GROWTH

Time Period: 2017/11/01 to 2022/10/31



## EQUITY GEOGRAPHICAL ALLOCATION

Portfolio Date: 2022/10/31



## MONTHLY RETURNS \*

	Jan	Feb	Mar	Apr	May	Jun	Jul	Aug	Sep	Oct	Nov	Dec	Year
2022	-5,02	-3,79	2,57	-2,00	-0,77	-3,61	4,31	0,57	-4,63	-0,22			
2021	-0,14	0,61	2,50	2,76	0,73	2,45	0,01	2,72	-0,59	0,01	-0,74	2,43	<b>13,43</b>
2020	-0,99	-6,08	-10,74	7,56	5,29	1,66	-1,15	2,69	-0,12	-2,97	8,82	2,36	<b>4,73</b>
2019	3,56	0,37	1,67	2,41	-0,96	3,58	3,17	-1,44	0,22	-1,02	1,14	1,25	<b>14,70</b>
2018	0,09	-1,00	-3,02	2,22	1,12	-0,30	1,88	-0,09	0,81	-5,25	0,32	-4,45	<b>-7,70</b>
2017	0,45	2,22	0,58	-0,47	2,29	-0,64	0,94	2,55	-2,31	2,53	-0,85	1,44	<b>8,94</b>

## ADDITIONAL INFORMATION

Firm Name:	Levantine & Co (Pty) Ltd
Inception Date:	5/1/2012
Currency:	Pound Sterling
AUM:	GBP 75 Million

## RISK STATISTICS

Time Period: 2019/11/01 to 2022/10/31

	Return	Std Dev	Sharpe Ratio	Max Drawdown	# of Periods
<b>Levantine &amp; Co Growth</b>	<b>2,19</b>	<b>12,85</b>	<b>0,02</b>	<b>-17,00</b>	<b>3,00</b>