

# Levantine & Co Growth Portfolio (GBP)

As of 2023/01/31



## Levantine & Co Growth - Top Holdings

Portfolio Date: 2023/01/31

	Portfolio Weighting %
LF Lindsell Train UK Equity Acc	10,50
FP Carmignac Global Eq Cmpndrs B GBP Acc	10,00
Stewart Inv APAC Ldrs Sstby B GBP Acc	8,00
FSSA Greater China Growth B GBP Acc	7,50
iShares Continen Eurp Eq Idx (UK) D Acc	7,50
Man GLG Jpn CoreAlpha Eq I H GBP	7,50
Currency - GBP	7,40
Dodge & Cox Worldwide Global Stk GBP Acc	7,10
Polar Capital Healthcare Opports I Inc	6,00
iShares North American Eq Idx (UK) D Acc	5,50

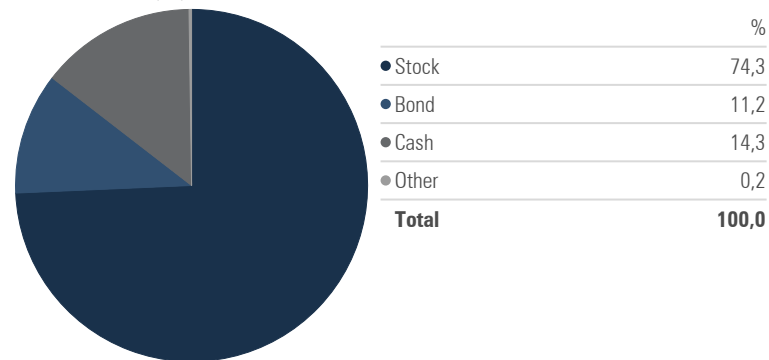
## Levantine & Co Growth - Equity Sectors

Portfolio Date: 2023/01/31

Energy %	1,96
Materials %	3,46
Industrials %	11,87
Consumer Discretionary %	9,25
Consumer Staples %	12,26
Healthcare %	19,41
Financials %	14,92
Information Technology %	13,80
Communication Services %	3,81
Utilities %	1,29
Real Estate %	7,96

## ASSET ALLOCATION

Portfolio Date: 2023/01/31



## MONTHLY RETURNS \*

	Jan	Feb	Mar	Apr	May	Jun	Jul	Aug	Sep	Oct	Nov	Dec	Year
2023	3,87												
2022	-5,02	-3,79	2,57	-2,00	-0,77	-3,61	4,31	0,57	-4,63	-0,22	5,00	-1,44	<b>-9,22</b>
2021	-0,14	0,61	2,50	2,76	0,73	2,45	0,01	2,72	-0,59	0,01	-0,74	2,43	<b>13,43</b>
2020	-0,99	-6,08	-10,74	7,56	5,29	1,66	-1,15	2,69	-0,12	-2,97	8,82	2,36	<b>4,73</b>
2019	3,56	0,37	1,67	2,41	-0,96	3,58	3,17	-1,44	0,22	-1,02	1,14	1,25	<b>14,70</b>
2018	0,09	-1,00	-3,02	2,22	1,12	-0,30	1,88	-0,09	0,81	-5,25	0,32	-4,45	<b>-7,70</b>

## ADDITIONAL INFORMATION

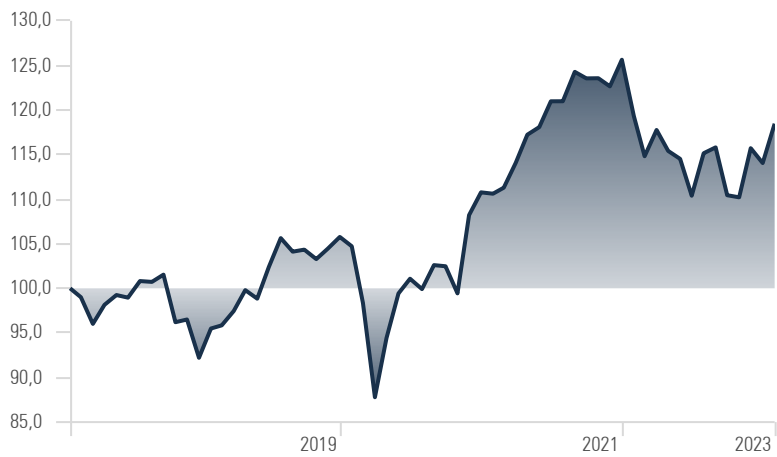
Firm Name:	Levantine & Co (Pty) Ltd
Inception Date:	5/1/2012
Currency:	Pound Sterling
AUM:	GBP 75 Million

## TRAILING RETURNS (annualised)

	YTD	1 Month	3 Months	6 Months	1 Year	3 Years	5 Years	Inception
<b>Levantine &amp; Co Growth</b>	<b>3,87</b>	<b>3,87</b>	<b>7,49</b>	<b>2,88</b>	<b>-0,73</b>	<b>4,20</b>	<b>3,45</b>	<b>124,61</b>

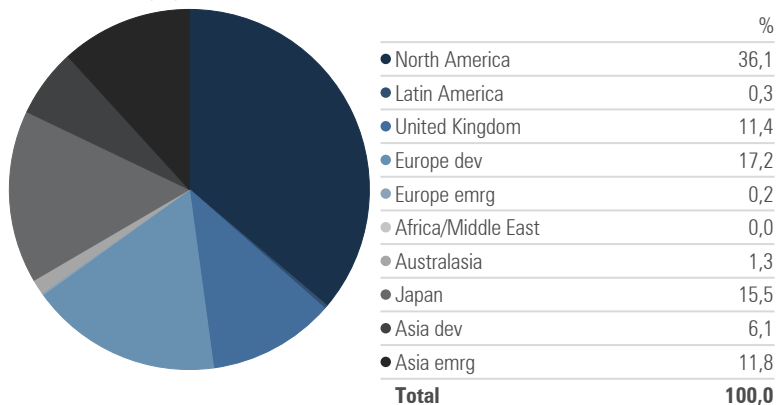
## INVESTMENT GROWTH

Time Period: 2018/02/01 to 2023/01/31



## EQUITY GEOGRAPHICAL ALLOCATION

Portfolio Date: 2023/01/31



## RISK STATISTICS

Time Period: 2020/02/01 to 2023/01/31

	Return	Std Dev	Sharpe Ratio	Max Drawdown	# of Periods
<b>Levantine &amp; Co Growth</b>	<b>4,20</b>	<b>13,30</b>	<b>0,15</b>	<b>-16,17</b>	<b>2,00</b>